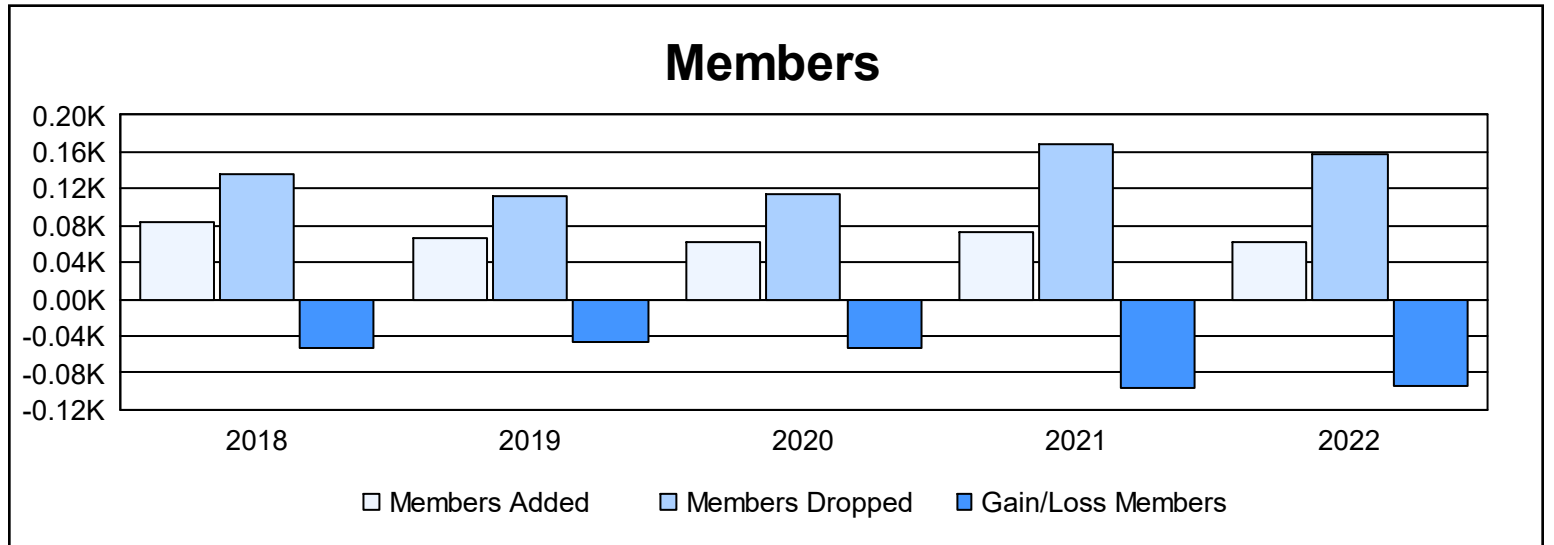
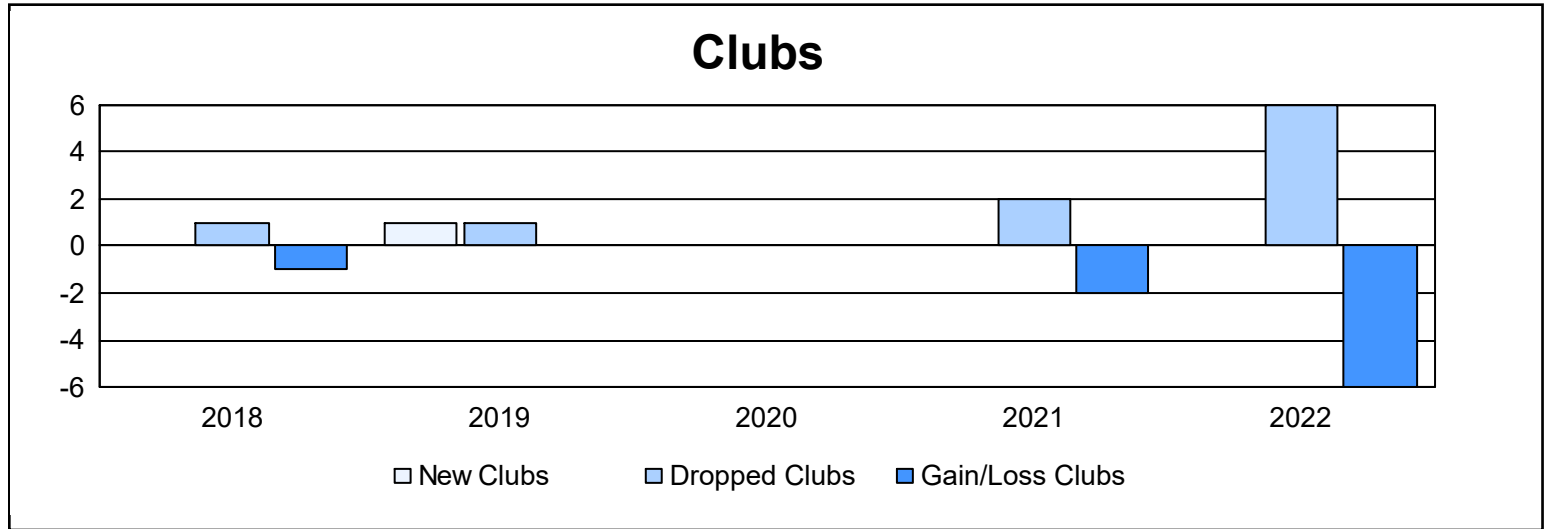
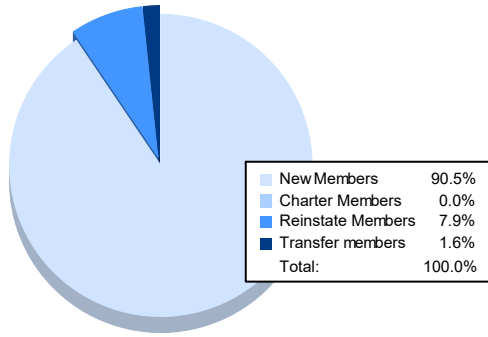


| Year | New Clubs | Dropped Clubs | Gain/ Loss Clubs | New Members | Charter Members | Reinstate Members | Transfer Members | Total Member Added | Total Members Dropped | Gain/ Loss Members |
|----------------|-----------|---------------|------------------|-------------|-----------------|-------------------|------------------|--------------------|-----------------------|--------------------|
| 2017-2018 | 0 | 1 | -1 | 80 | 0 | 4 | 0 | 84 | 136 | -52 |
| 2018-2019 | 1 | 1 | 0 | 40 | 23 | 2 | 1 | 66 | 112 | -46 |
| 2019-2020 | 0 | 0 | 0 | 54 | 1 | 2 | 5 | 62 | 114 | -52 |
| 2020-2021 | 0 | 2 | -2 | 69 | 0 | 4 | 0 | 73 | 169 | -96 |
| 2021-2022 | 0 | 6 | -6 | 57 | 0 | 5 | 1 | 63 | 158 | -95 |
| Average | 0 | 2 | -2 | 60 | 5 | 3 | 1 | 70 | 138 | -68 |



Membership Composition June 2022 Cumulative



Gender Composition June 2022 Cumulative

